

General description

The CDF weldfasteners consist of a steel shank firmly crimped on a steel washer head.

It allows the fixing of insulation material on sheet metal such as airducts, metal beams, metal industrial equipment, etc. in a single operation.

It is recommended to use our welding equipments CDW-72 or F100 ACCU.



Material specifications

CDF :

- Shank : copper coated steel
- Washer head : 0,4 mm (28ga.) galvanized steel

	Shank insulation (partial)	Under head insulation	Recommended use
CDF	-	-	Plain insulation
CDF-PAP	-	Paper	Aluminium faced insulation or wired mattresses
CDF-ISOL	Heatshrink polyolefin sleeve	-	Aluminium faced insulation
CDF-PAP-ISOL	Heatshrink polyolefin sleeve	Paper	Aluminium faced insulation or wired mattresses (universal use)

CDF-BGS :

- Shank : stainless steel 304
- Washer head : 0,4 mm (28ga.) galvanized steel

	Shank insulation (partial)	Under head insulation	Recommended use
CDF-BGS	-	-	Plain insulation
CDF-PAP-BGS	-	Paper	Aluminium faced insulation or wired mattresses
CDF-ISOL-BGS	Heatshrink polyolefin sleeve	-	Aluminium faced insulation
CDF-PAP-ISOL-BGS	Heatshrink polyolefin sleeve	Paper	Aluminium faced insulation or wired mattresses (universal use)

CDF-SS :

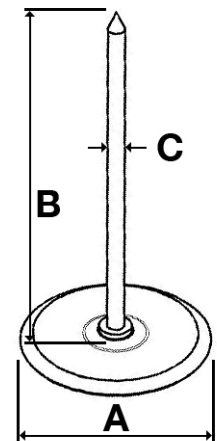
- Shank : stainless steel 304
- Washer head : 0,4 mm (28ga.) stainless steel 304

	Shank insulation (partial)	Under head insulation	Recommended use
CDF-SS	-	-	Plain insulation
CDF-PAP-SS	-	Paper	Aluminium faced insulation or wired mattresses
CDF-ISOL-SS	Heatshrink polyolefin sleeve	-	Aluminium faced faced insulation
CDF-PAP-ISOL-SS	Heatshrink polyolefin sleeve	Paper	Aluminium faced insulation or wired mattresses (universal use)

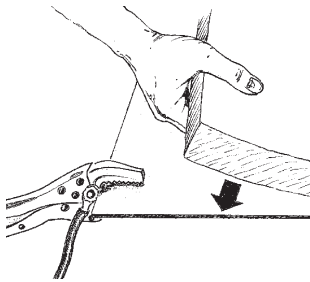
Information contained herein is based on careful tests and experience. It reflects our knowledge and is for guidance purpose only. It is given in good faith and user should ensure that the product is fit for purpose before any application. The quoted values are average and should not be taken as maximum or minimum values for specific purposes. Manufacturer and distributor are not responsible for any non-recommended use or consequential damage.

Sizes

	A	B	C
CDF3	30 mm (1-3/16")	15 to 410 mm (3/5" to 16")	2,7 mm (12 ga.)
CDF4	38 mm (1-1/2")	15 to 410 mm (3/5" to 16")	2,7 mm (12 ga.)




Application



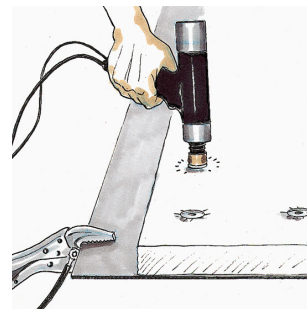
Fix earth clamp of the welder to the sheet metal.

Lay insulation on sheet metal



Place the weldfastener CDF on the magnetic head of the gun.

Adjust the voltage according to the type and thickness of sheet metal



Press the fastener through the insulation until the tip of the shank meets the sheet metal and press the trigger

